

Online Procedure for Registration 2025-26

Go to our website <https://www.nhssairoli.com>

- Click on **Admission** Tab
- Click on **“Click here to register.”**



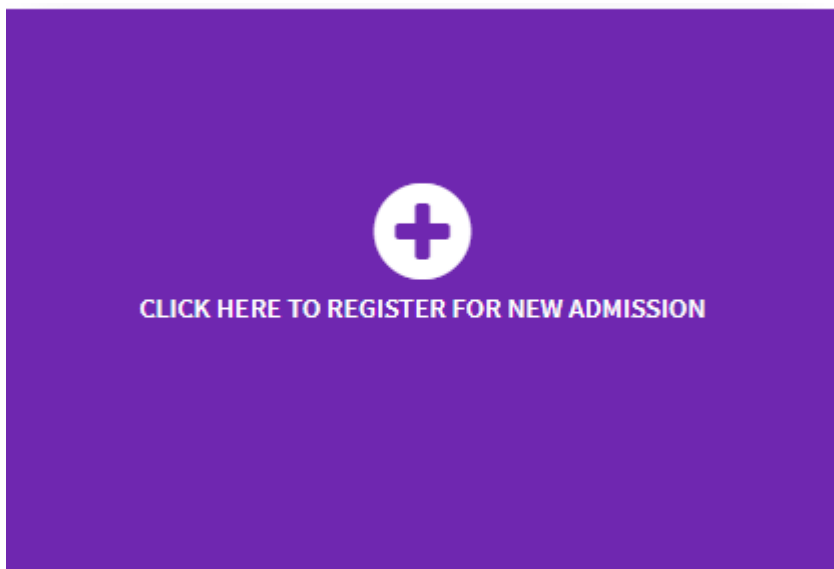
- Click on **“Registration”**.



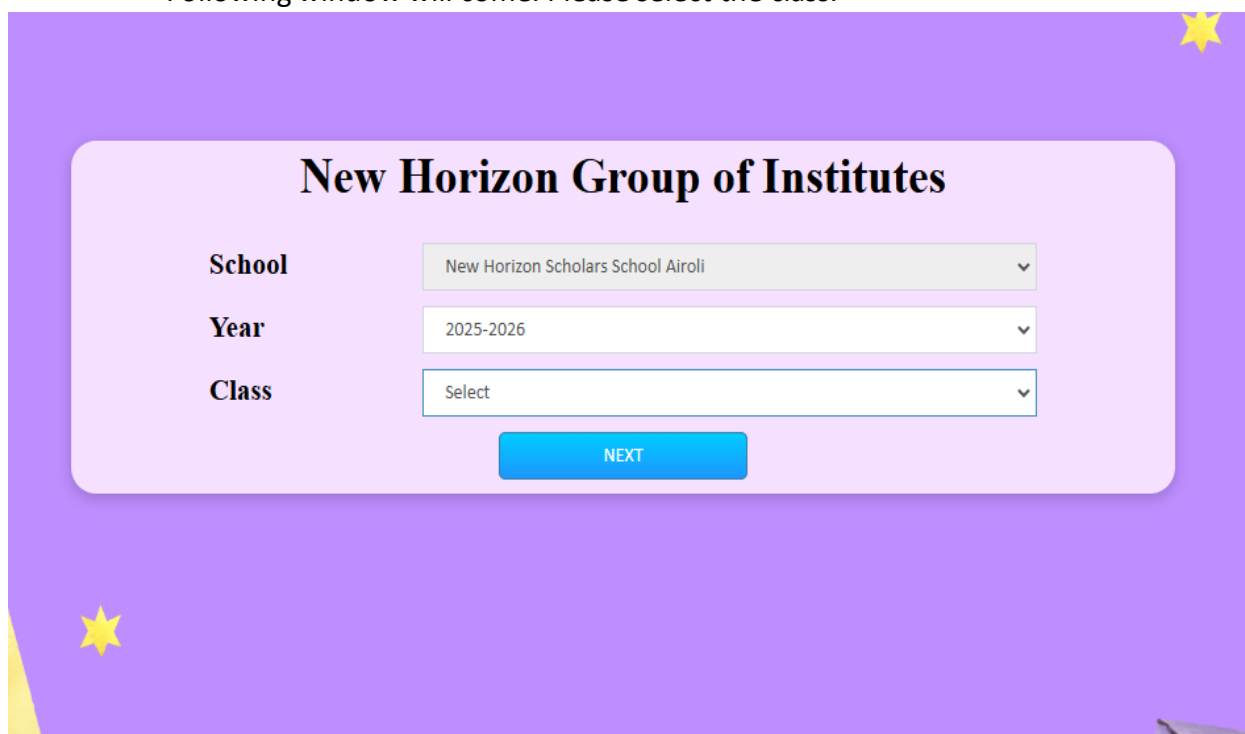
- Enter Mobile Number and Email id and then click on **‘Generate code’**.



- Get the security code on your email id. Again enter the mobile number, Security code and then click on **'LOGIN'**
- Click on the '+' button for registration of admission



- Following window will come. Please select the class.



New Horizon Group of Institutes


School

Year

Class

NEXT

- Read the instructions carefully. And then click on **'Next'**.



New Horizon Scholars School Airoli

INSTRUCTIONS

Please read these instructions carefully before you begin.

- 1) All fields are mandatory.
- 2) Please enter "NA" in fields that are not applicable to you.

Checklist of Documents to be submitted with the application form. Kindly scan and keep your documents ready while filling out the online application form.

- 1) Original Birth Certificate

NEXT

STEP-1 (PERSONAL DETAIL): Please fill the Student's Detail, and Residential address.

CHILD INFORMATION

1 Student's Details

Child Photograph * ?

Add files...

Choose File No file chosen

* Enquiry is eligible only if Child's DOB is between 2017-10-01 to 2018-12-31.

First Name *	Middle Name	Last Name *	Full Name *
<input type="text"/>	<input type="text"/>	<input type="text"/>	<input type="text"/>
Gender *	Date Of Birth *	Mobile No *	Email ID *
<input type="text" value="Select"/>	<input type="text"/>	<input type="text" value="9967304078"/>	<input type="text" value="itsupport@newhorizonsms.org"/>
Blood Group *	Birth Place *	Aadhar No./EID No.	Nationality *
<input type="text" value="Select"/>	<input type="text"/>	<input type="text"/>	<input type="text" value="Select"/>
Mother Tongue *	Religion *	Caste Category	Parent Status *
<input type="text" value="Select"/>	<input type="text" value="Select"/>	<input type="text" value="Select"/>	<input type="text" value="Select"/>
Enquiry Channel	<input type="text" value="Select"/>		

STEP-2 (PARENTS DETAIL): Fill the Parents detail.

☰ PARENT'S INFORMATION

1. Father 2. Mother

1 Father's Informations

Upload Passport Size Photo * ?
Add files...
Choose File No file chosen

Upload Signature ?
Add files...
Choose File No file chosen

First Name *

Middle Name

Last Name *

Date Of Birth

Annual Income *
Select

Email ID *

Mobile No. *

PAN No.

Aadhar Card No.

Education Level *
Select

Education Qualification

Employment Type *
Select

Designation *

☐ Is Father Working, then Enter Office Details

NEXT

STEP-3 (ACADEMIC AND SIBLING DETAIL): Fill the details.

Test1 B (I)

Student Details Parent Details Academic Details Sibling Details Document Details Additional Information

☰ STUDENT CURRENT ACADEMIC DETAILS (IN CASE OF MID TERM)

School Name

Class
Class

Board
Board

☰ STUDENT PREVIOUS ACADEMIC DETAILS

1 SR KG

Institute Name

Town / City

District

State

NEXT

STEP-4 (DOCUMENT DETAIL) : Please attach the documents Original Birth certificate and Photocopy of Previous year's report card is mandatory.

The screenshot shows a web form titled 'Test1 B (I)' with a navigation bar containing 'Student Details', 'Parent Details', 'Academic Details', 'Sibling Details', 'Document Details' (highlighted), and 'Additional Information'. Below the navigation bar is a section titled 'UPLOAD DOCUMENTS' with a red asterisk indicating mandatory documents. There are three document upload slots: 1. Aadhar Card, 2. Original Birth Certificate, and 3. Photocopy of Previous year's Report card. Each slot has an 'Add files...' button and a 'Choose File' button. A 'NEXT' button is located at the bottom of the form.

STEP-5 (ADDITIONAL INFORMATION) : Please Enter the additional information and then click on 'Next'

STEP-6: Click on the 'PAY AT SCHOOL' Button. Please visit the school to pay the registration charges and further admission process.

The screenshot shows a web form titled 'New Horizon Scholars School Airoli' with a navigation bar containing 'FEES INSTRUCTIONS' (highlighted). Below the navigation bar is a list of five instructions regarding fees. At the bottom of the form is a 'PAY AT SCHOOL' button.

- 1) Admission Fee once paid is Non-Refundable.
- 2) Any charges towards online payment or demand draft will be paid by the parents.
- 3) If cheque / demand draft gets bounced/dishonoured; then charges will be levied.
- 4) For online payment, the school will not be responsible for the delay in the payment due to technical error.
- 5) School fees payment is mandatory by due date, if not fulfilled the school reserves the right to take appropriate action.

STEP- 7: Email confirmation will be sent on Registered mail ID.



New Horizon Scholars School Airoli

Dear Parent,

Thank you very much for your interest. Kindly Pay the registration charges in the school to submit the enquiry.

Please contact your counsellor for any help.

Admission Counsellor : **Surbhi Bhat**

Admission Helpline: **0225975102**

Timings: **9AM to 3PM (Mon-Sat)**

Best Regards,

New Horizon Scholars School Airoli

THANK YOU