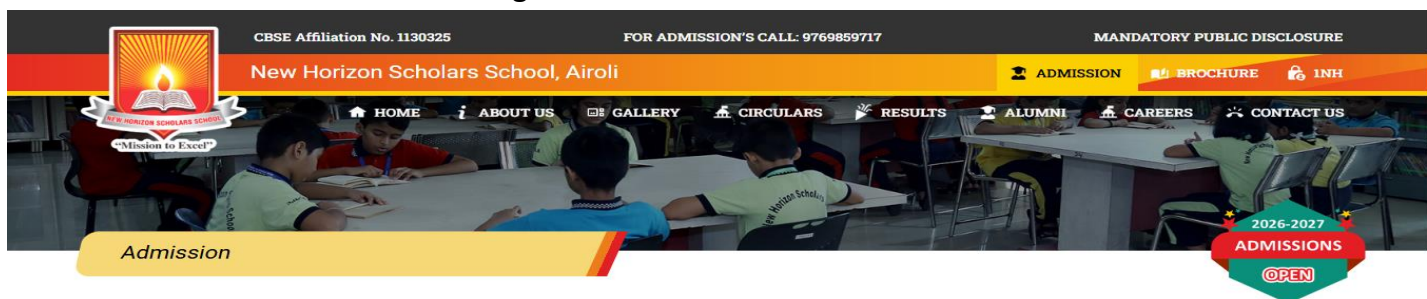


# Online Procedure for Registration 2026-27

Go to our website <https://www.nhssaioli.com>

- Click on **Admission** Tab
- Click on “Click here to register.”



- Click on “Registration”.

## Welcome to New Horizon Group of Institutes



**Login**

Enter Mobile Number

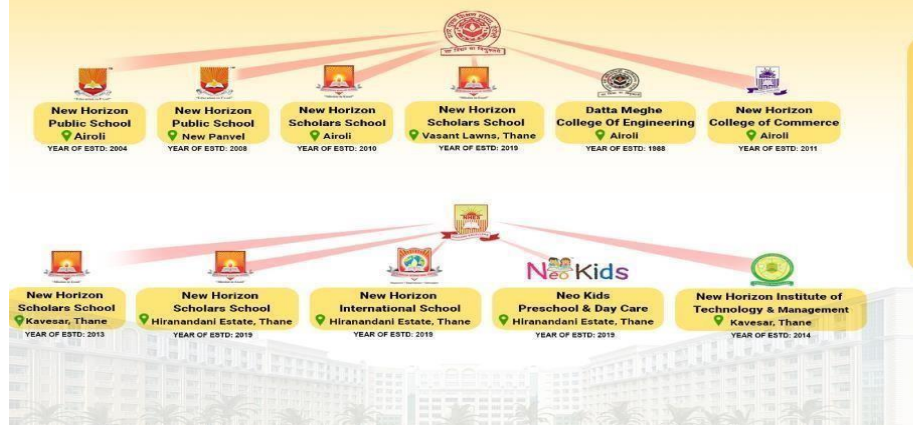
Enter Security Code

Forgot Security Code?

**LOGIN** **REGISTRATION**

- Enter Mobile Number and Email id and then click on ‘Generate code’.

## Welcome to New Horizon Group of Institutes



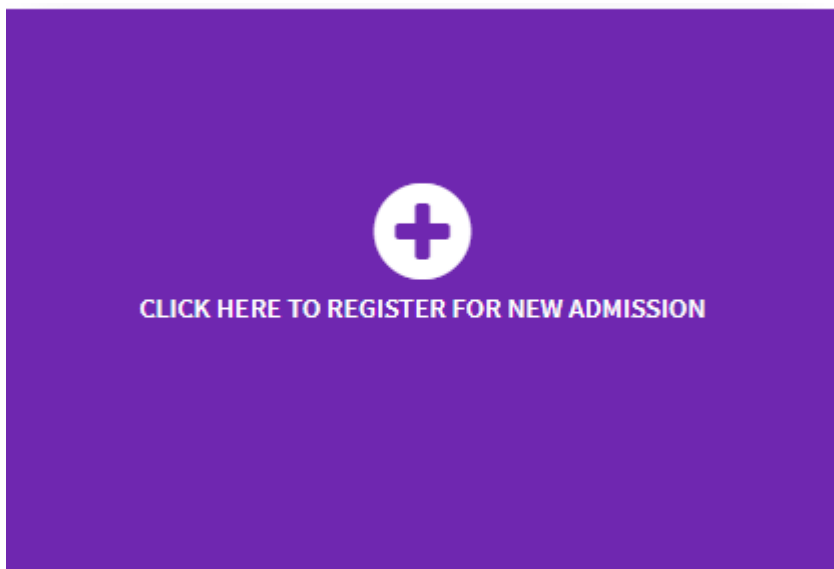
**Registration**

Enter Mobile Number

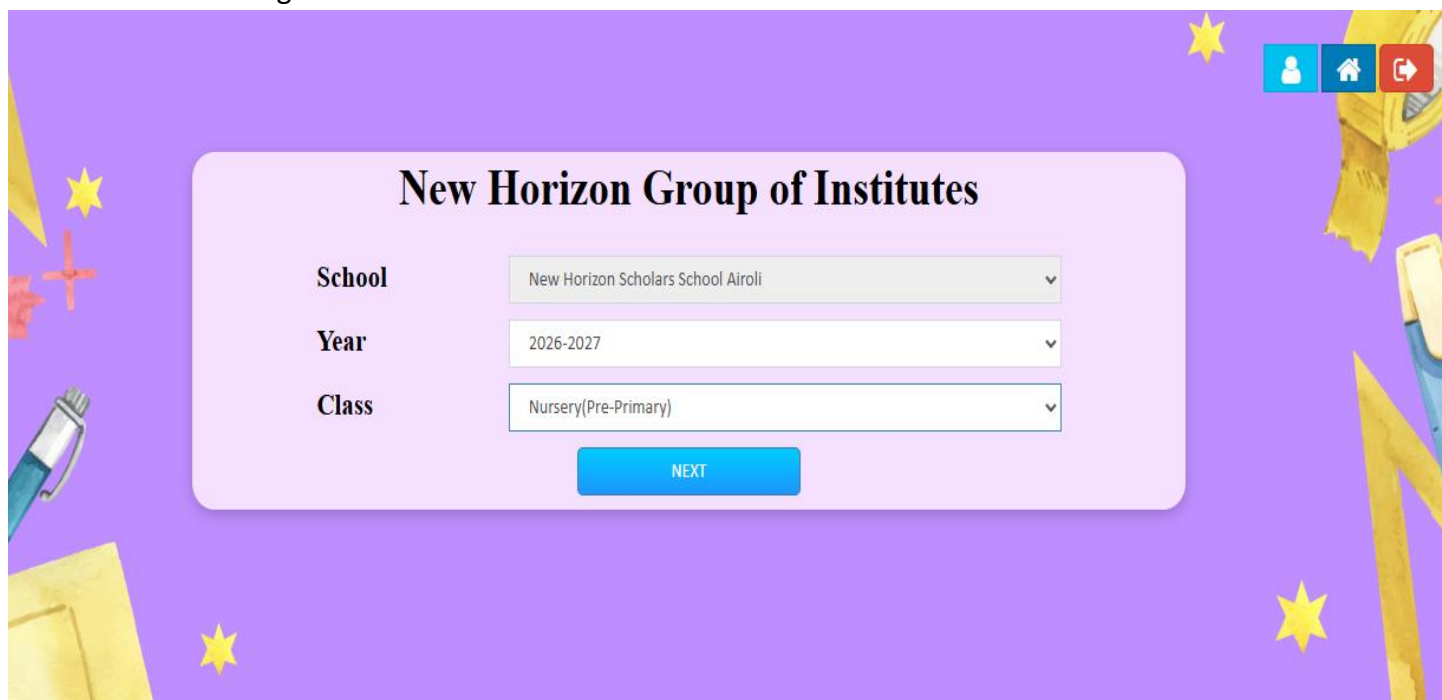
Enter Email ID

**GENERATE CODE** **LOGIN**

- Get the security code on your email id. Again enter the mobile number, Security code and then click on **'LOGIN'**
- Click on the '+' button for registration of admission



- Following window will come. Please select the class.



**New Horizon Group of Institutes**

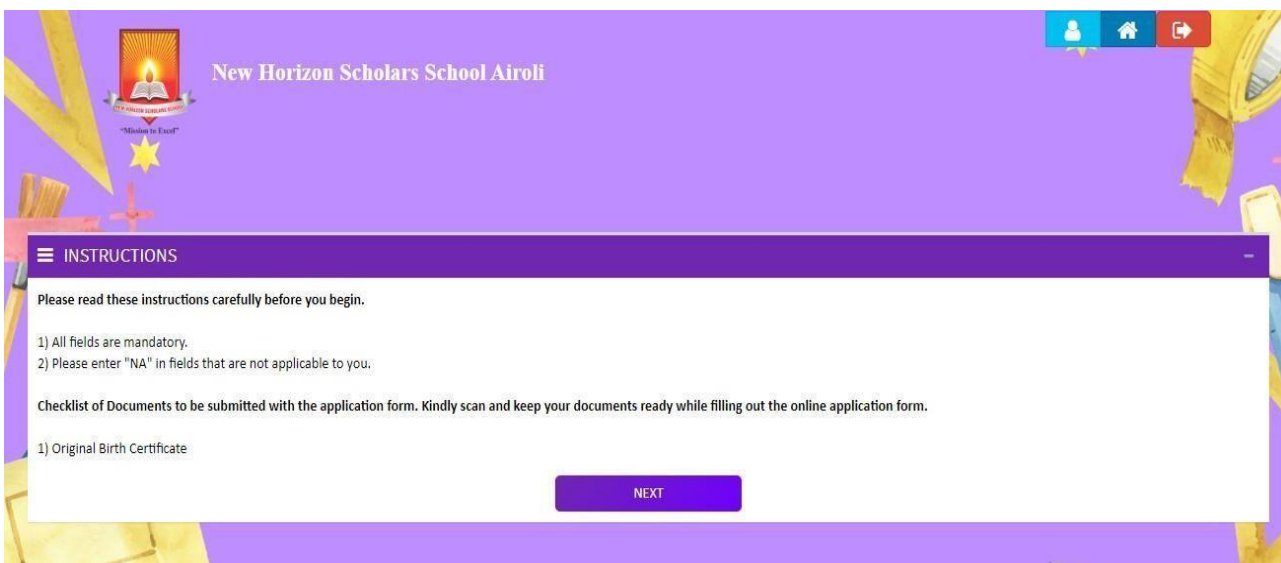
**School**

**Year**

**Class**

**NEXT**

- Read the instructions carefully. And then click on **'Next'**.



**STEP-1 (PERSONAL DETAIL):** Please fill the Student's Detail, and Residential address.

## CHILD INFORMATION

### 1 Student's Details

Child Photograph \* ?

(Allowed File Types Are jpeg,jpg,png Recent passport size colour picture on light background.  
The size of the image should be between 50 kb to 100 kb in .jpg/.jpeg/.png format only.)

Add files...

Choose File No file chosen

\* Enquiry is eligible only if Child's DOB is between 2022-10-01 to 2023-12-31.

Salutation *	First Name *	Middle Name	Last Name *
<input type="text" value="Select"/>	<input type="text"/>	<input type="text"/>	<input type="text"/>
Full Name *	Gender *	Date Of Birth *	Mobile No *
<input type="text"/>	<input type="text" value="Select"/>	<input type="text"/>	<input type="text" value="9967304078"/>
Email ID *	Blood Group *	Birth Place *	Birth District *
<input type="text" value="itsupport@newhorizonsms.org"/>	<input type="text" value="Select"/>	<input type="text"/>	<input type="text"/>
Birth State *	Aadhar No./EID No.	Nationality *	Mother Tongue *
<input type="text"/>	<input type="text"/>	<input type="text" value="Indian"/>	<input type="text" value="Select"/>
Religion *	Caste	Caste Category	Parent Status *
<input type="text" value="Select"/>	<input type="text" value="Select"/>	<input type="text" value="Select"/>	<input type="text" value="Select"/>
Enquiry Channel			
<input type="text" value="Select"/>			

## STEP-2 (PARENTS DETAIL): Fill the Parents detail.

≡ PARENT'S INFORMATION

1. Father

2. Mother

1 Father's Informations

Upload Passport Size Photo \*

(Allowed File Types Are jpeg,jpg,png Recent passport size colour picture on light background.  
The size of the image should be between 50 kb to 100 kb in .jpg/.jpeg/.png format only.)

Add files...

Choose File

No file chosen

First Name \*

Middle Name

Last Name \*

Date Of Birth

Annual Income \*

Select

Email ID \*

Mobile No. \*

PAN No.

Aadhar Card No.

Education Level \*

Select

Education Qualification

Employment Type \*

Select

Designation

☐ Is Father Working, then Enter Office Details

## STEP-3 (ACADEMIC AND SIBLING DETAIL): Fill the details.

TestA Test (Nursery)

Student Details

Parent Details

Academic Details

Sibling Details

Document Details

Additional Information

≡ STUDENT CURRENT ACADEMIC DETAILS (IN CASE OF MID TERM)

School Name \*

Class

Class

Board

Board

Note: Enter 'NA' if Mid-Term Admission details are not available.

≡ STUDENT PREVIOUS ACADEMIC DETAILS

Not Required For This Class Admission

NEXT

4

**STEP-4 (DOCUMENT DETAIL)** : Please attach the documents Original Birth certificate and Photocopy of Previous year's report card is mandatory.

TestA Test (Nursery)

Student DetailsParent DetailsAcademic DetailsSibling DetailsDocument DetailsAdditional Information

≡ UPLOAD DOCUMENTS

*\* Indicates it is mandatory*

1 Aadhar Card [File size should not exceed 5MB (only jpeg, jpg, pdf)]

Add files...  
Choose File No file chosen

2 Original Birth Certificate \* [File size should not exceed 5MB (only jpeg, jpg, pdf)]

Add files...  
Choose File No file chosen

NHSSASTD5466.jpg

3 Photocopy of Previous year's Report card [File size should not exceed 5MB (only jpeg, jpg, pdf)]

Add files...  
Choose File No file chosen

4 Caste Certificate [File size should not exceed 5MB (only jpeg, jpg, pdf)]

Add files...  
Choose File No file chosen

NEXT

**STEP-5 (ADDITIONAL INFORMATION)** : Please Enter the additional information and then click on 'Next'

**STEP-6:** Click on the 'PAY AT SCHOOL' Button. Please visit the school to pay the registration charges and further admission process.

New Horizon Scholars School Airoli

★

≡ FEES INSTRUCTIONS

- 1) Admission Fee once paid is Non-Refundable.
- 2) Any charges towards online payment or demand draft will be paid by the parents.
- 3) If cheque / demand draft gets bounced/dishonoured; then charges will be levied.
- 4) For online payment, the school will not be responsible for the delay in the payment due to technical error.
- 5) School fees payment is mandatory by due date, if not fulfilled the school reserves the right to take appropriate action.

PAY AT SCHOOL

**STEP-7:** Email confirmation will be sent on Registered mail ID.



## **New Horizon Scholars School Airoli**

Dear Parent,

Thank you very much for your interest. Kindly Pay the registration charges in the school to submit the enquiry.

Please contact your counsellor for any help.

Admission Counsellor: **Surbhi Bhat**

Admission Helpline: **0225975102**

Timings: **9AM to 3PM (Mon-Sat)**

Best Regards,

New Horizon Scholars School Airoli

THANK YOU